


# LANGUAGE LEARNING WITH TANGRAMS

## Lesson Objective:

- Students will use tangrams to learn English, Spanish, French, and Chinese (Cantonese) vocabulary words.
- Students will connect language arts and mathematics by associating math manipulatives with vocabulary words in different languages.

## Materials Needed:

- 1 set EduStic tangrams per student
- 1 laminated storage sheet per student
- 1 group of worksheets per student



CHEVRE

G O A I

**Time:** 20-30 minutes per worksheet

## Teaching Suggestions:

Tangrams are a great way to link language learning and mathematics. Students can use tangrams to build simple animals, objects, and numbers. Afterwards, students can connect their creations to vocabulary words in new languages. Because animal, object, and number vocabulary are often some of the first words learned in a new language, this is a particularly effective task. In this activity, students will build tangrams and associate them with English, Spanish, French and Chinese (Cantonese) vocabulary words.

Students can work individually or in groups on this activity (but group work is highly encouraged). Start by modeling one of the animal tangram problems on the board. Have students spell the English name of the animal by placing appropriate letters in the boxes on their worksheets. Then, build the animal on the white-board together. Finally, ask students to guess the new Spanish, French, or Cantonese vocabulary word for the animal from the choices given. When they find the correct term, pronounce (or listen to, Online) and repeat the pronunciation several times.

Next, have students work through the four other animal tangram puzzles on the worksheet themselves. Have them write the English name for the animal, build the animal, and guess the new vocabulary word for the animal. (Having students with different language backgrounds work together in groups is an excellent way to capitalize on those resources here.) When finished, have the members of each group hold up their tangrams with the English and associated Spanish, French or Cantonese vocabulary words written under them on their laminated boards.

The number tangram puzzles offer a different challenge. The vocabulary words from all three languages are written under the numbers with only the first letter in the correct location. The other letters in the words are scrambled. Students can work in groups to unscramble the vocabulary words and build the tangrams. When finished, they can present their answers to the class and pronunciation can be practiced as a group in concert.







Name: \_\_\_\_\_

Date: \_\_\_\_\_

# Tangram Smart: French Animal Words

**Objective:** To learn basic French animal words using EduStic tangrams

**Directions:** In this activity, students will use EduStic tangrams to learn basic French animal words. Start by having students spell the English object words. Next, draw a line to the correct French word. (Teachers use Internet dictionary; class listens to pronunciation.) Finally, students build the animals with EduStic tangrams.

	English	French
	_____	Corbeau
	_____	Chevre
	_____	Chameau
	_____	Coq

Name: \_\_\_\_\_





Date: \_\_\_\_\_

# Tangram Smart: French Animal Words

## Answer Key

**Objective:** To learn basic French animal words using EduStic tangrams

**Directions:** In this activity, students will use EduStic tangrams to learn basic French animal words. Start by having students spell the English object words. Next, draw a line to the correct French word. (Teachers use Internet dictionary; class listens to pronunciation.) Finally, students build the animals with EduStic tangrams.

	English	French
	<u>R</u> <u>O</u> <u>O</u> <u>S</u> <u>T</u> <u>E</u> <u>R</u>	Corbeau
	<u>C</u> <u>A</u> <u>M</u> <u>E</u> <u>L</u>	Chevre
	<u>C</u> <u>R</u> <u>O</u> <u>W</u>	Chameau
	<u>G</u> <u>O</u> <u>A</u> <u>T</u>	Coq


Name: \_\_\_\_\_

Date: \_\_\_\_\_

# Tangram Smart: Chinese Animal Words

**Objective:** To learn basic Chinese animal words using EduStic tangrams

**Directions:** In this activity, students will use EduStic tangrams to learn basic Chinese (Cantonese) animal words. Start by having students spell the English animal words. Next, draw a line to the correct Chinese word. (Teachers use Internet dictionary; class listens to pronunciation.) Finally, students build the animals with EduStic tangrams.




English

\_\_\_\_\_


Chinese

兔  
Tù




\_\_\_\_\_

鸟  
Niǎo



\_\_\_\_\_

狗  
Gǒu



\_\_\_\_\_

猪  
Zhū

Name: \_\_\_\_\_





Date: \_\_\_\_\_

# Tangram Smart: Chinese Animal Words

## Answer Key

**Objective:** To learn basic Chinese animal words using EduStic tangrams

**Directions:** In this activity, students will use EduStic tangrams to learn basic Chinese (Cantonese) animal words. Start by having students spell the English animal words. Next, draw a line to the correct Chinese word. (Teachers use Internet dictionary; class listens to pronunciation.) Finally, students build the animals with EduStic tangrams.

	English	Chinese
	<u>B</u> <u>I</u> <u>R</u> <u>D</u>	兔 Tù
	<u>P</u> <u>I</u> <u>G</u>	鸟 Niǎo
	<u>R</u> <u>A</u> <u>B</u> <u>B</u> <u>I</u> <u>T</u>	狗 Gǒu
	<u>D</u> <u>O</u> <u>G</u>	猪 Zhū





Name: \_\_\_\_\_

Date: \_\_\_\_\_

# Tangram Smart: Spanish Animal Words

**Objective:** To learn basic Spanish animal words using EduStic tangrams

**Directions:** In this activity, students will use EduStic tangrams to learn basic Spanish animal words. Start by having students spell the English object words. Next, draw a line to the correct Spanish word. (Teachers use Internet dictionary; class listens to pronunciation.) Finally, students build the animals with EduStic tangrams.

	English	Spanish
	_____	Gato
	_____	Caballo
	_____	Oso
	_____	Langosta

Name: \_\_\_\_\_


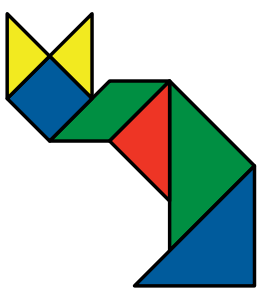


Date: \_\_\_\_\_

# Tangram Smart: Spanish Animal Words

## Answer Key

**Objective:** To learn basic Spanish animal words using EduStic tangrams

**Directions:** In this activity, students will use EduStic tangrams to learn basic Spanish animal words. Start by having students spell the English object words. Next, draw a line to the correct Spanish word. (Teachers use Internet dictionary; class listens to pronunciation.) Finally, students build the animals with EduStic tangrams.

	English	Spanish
	<u>B</u> <u>E</u> <u>A</u> <u>R</u>	Gato
	<u>C</u> <u>A</u> <u>T</u>	Caballo
	<u>L</u> <u>O</u> <u>B</u> <u>S</u> <u>T</u> <u>E</u> <u>R</u>	Oso
	<u>H</u> <u>O</u> <u>R</u> <u>S</u> <u>E</u>	Langosta


Name: \_\_\_\_\_

Date: \_\_\_\_\_

# Tangram Smart: French Object Words

**Objective:** To learn basic French object words using EduStic tangrams

**Directions:** In this activity, students will use EduStic tangrams to learn basic French object words. Start by having students spell the English object words. Next, draw a line to the correct French word. (Teachers use Internet dictionary; class listens to pronunciation.) Finally, students build the objects with EduStic tangrams.



English

French


\_\_\_\_\_

Theiere



\_\_\_\_\_

Bateau



\_\_\_\_\_

Pont



\_\_\_\_\_

Fleche





Name: \_\_\_\_\_


Date: \_\_\_\_\_

# Tangram Smart: French Object Words

## Answer Key

**Objective:** To learn basic French object words using EduStic tangrams

**Directions:** In this activity, students will use EduStic tangrams to learn basic French object words. Start by having students spell the English object words. Next, draw a line to the correct French word. (Teachers use Internet dictionary; class listens to pronunciation.) Finally, students build the objects with EduStic tangrams.




English

B O A T


French

Theiere



T E A P O T

Bateau



A R R O W

Pont



B R I D G E

Fleche





Name: \_\_\_\_\_

Date: \_\_\_\_\_

# Tangram Smart: Chinese Object Words

**Objective:** To learn basic Chinese animal words using EduStic tangrams

**Directions:** In this activity, students will use EduStic tangrams to learn basic Chinese (Cantonese) animal words. Start by having students spell the English animal words. Next, draw a line to the correct Chinese word. (Teachers use Internet dictionary; class listens to pronunciation.) Finally, students build the animals with EduStic tangrams.

	English	Chinese
	_____	房 Fang
	_____	山 Shān
	_____	鞋 Xié
	_____	木 Mù

Name: \_\_\_\_\_


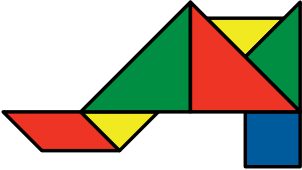


Date: \_\_\_\_\_

# Tangram Smart: Chinese Object Words

## Answer Key

**Objective:** To learn basic Chinese animal words using EduStic tangrams

**Directions:** In this activity, students will use EduStic tangrams to learn basic Chinese (Cantonese) animal words. Start by having students spell the English animal words. Next, draw a line to the correct Chinese word. (Teachers use Internet dictionary; class listens to pronunciation.) Finally, students build the animals with EduStic tangrams.

	English	Chinese
	<u>H</u> <u>O</u> <u>U</u> <u>S</u> <u>E</u>	房 Fang
	<u>S</u> <u>H</u> <u>O</u> <u>E</u>	山 Shān
	<u>T</u> <u>R</u> <u>E</u> <u>E</u>	鞋 Xié
	<u>M</u> <u>O</u> <u>U</u> <u>N</u> <u>T</u> <u>A</u> <u>I</u> <u>N</u>	木 Mù





Name: \_\_\_\_\_

Date: \_\_\_\_\_

# Tangram Smart: Spanish Object Words

**Objective:** To learn basic Spanish object words using EduStic tangrams

**Directions:** In this activity, students will use EduStic tangrams to learn basic Spanish object words. Start by having students spell the English object words. Next, draw a line to the correct Spanish word. (Teachers use Internet dictionary; class listens to pronunciation.) Finally, students build the objects with EduStic tangrams.

	English	Spanish
	_____	Montana
	_____	Casa
	_____	Arbol
	_____	Zapata

Name: \_\_\_\_\_


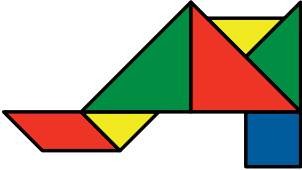


Date: \_\_\_\_\_

# Tangram Smart: Spanish Object Words

## Answer Key

**Objective:** To learn basic Spanish object words using EduStic tangrams

**Directions:** In this activity, students will use EduStic tangrams to learn basic Spanish object words. Start by having students spell the English object words. Next, draw a line to the correct Spanish word. (Teachers use Internet dictionary; class listens to pronunciation.) Finally, students build the objects with EduStic tangrams.

	English	Spanish
	<u>H</u> <u>O</u> <u>U</u> <u>S</u> <u>E</u>	Montana
	<u>S</u> <u>H</u> <u>O</u> <u>E</u>	Casa
	<u>T</u> <u>R</u> <u>E</u> <u>E</u>	Arbol
	<u>M</u> <u>O</u> <u>U</u> <u>N</u> <u>T</u> <u>A</u> <u>I</u> <u>N</u>	Zapata

Name: \_\_\_\_\_

Date: \_\_\_\_\_

# Tangram Smart: Language Learning Numbers

**Objective:** To learn basic Spanish, French, and Chinese number words using EduStic tangrams

**Directions:** In this activity, students will use the Tangram Smart flipchart to learn basic Spanish, French, and Chinese (Cantonese) number words. Start by having students spell the English number words. Next, unscramble the Spanish, English and Chinese words. (Teachers use Internet dictionary; class listens to pronunciation.) Finally, have students build the numbers with EduStic tangrams.

	English	Spanish
0	_____	Example: osD = Dos
1	_____	roCe      onU
2	_____	rTes      Coruat
3	_____	French
4	_____	oZer      nU
		exuD
		sTiro      eQtuar
		Chinese
		ginL 零      iY 一
		rE 二
		anS 三      iS 四

Name: \_\_\_\_\_


Date: \_\_\_\_\_

# Tangram Smart: Language Learning Numbers

## Answer Key

**Objective:** To learn basic Spanish, French, and Chinese number words using EduStic tangrams

**Directions:** In this activity, students will use the Tangram Smart flipchart to learn basic Spanish, French, and Chinese (Cantonese) number words. Start by having students spell the English number words. Next, unscramble the Spanish, English and Chinese words. (Teachers use Internet dictionary; class listens to pronunciation.) Finally, have students build the numbers with EduStic tangrams.



**English**

Z E R O

O N E

T W O

T H R E E

F O U R

**Spanish**

osD = Dos  
 roCe = Cero  
 onU = Uno  
 rTes = Tres  
 Coruat = Cuatro

**French**

oZer = Zero  
 nU = Un  
 exuD = Deux  
 sTiro = Trois  
 eQtuar = Quatre

**Chinese**

ginL 零 = Ling  
 iY 一 = Yi  
 rE 二 = Er  
 anS 三 = San  
 iS 四 = Si


Name: \_\_\_\_\_

Date: \_\_\_\_\_

# Tangram Smart: Language Learning Numbers

**Objective:** To learn basic Spanish, French, and Chinese number words using EduStic tangrams

**Directions:** In this activity, students will use the Tangram Smart flipchart to learn basic Spanish, French, and Chinese (Cantonese) number words. Start by having students spell the English number words. Next, unscramble the Spanish, English and Chinese words. (Teachers use Internet dictionary; class listens to pronunciation.) Finally, have students build the numbers with EduStic tangrams.

	<b>English</b>	<b>Spanish</b>
	_____	Example: niCoc = Cinco iesS      eueNve Oohc      teiSe
	_____	
	_____	<b>French</b>
	_____	ixS      Hitu iqnC iDx      pSte
_____	<b>Chinese</b>	
_____	uiJ 九      aB 八 iQ 七 uLi 六      uW 五	



Name: \_\_\_\_\_

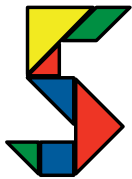


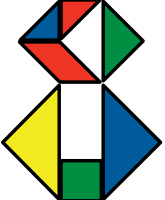

Date: \_\_\_\_\_

# Tangram Smart: Language Learning Numbers

## Answer Key

**Objective:** To learn basic Spanish, French, and Chinese number words using EduStic tangrams

**Directions:** In this activity, students will use the Tangram Smart flipchart to learn basic Spanish, French, and Chinese (Cantonese) number words. Start by having students spell the English number words. Next, unscramble the Spanish, English and Chinese words. (Teachers use Internet dictionary; class listens to pronunciation.) Finally, have students build the numbers with EduStic tangrams.

	English	Spanish	French	Chinese
	<u>F</u> <u>I</u> <u>V</u> <u>E</u>	niCoc = Cinco iesS = Seis eueNve = Nueve		
	<u>S</u> <u>I</u> <u>X</u>	Oohc = Ocho teiSe = Siete	ixS = Six Hitu = Huit	
	<u>S</u> <u>E</u> <u>V</u> <u>E</u> <u>N</u>		iqnC = Cinq fueN = Neuf pSte = Sept	
	<u>E</u> <u>I</u> <u>G</u> <u>H</u> <u>T</u>			uiJ 九 = Jiu aB 八 = Ba iQ 七 = Qi
	<u>N</u> <u>I</u> <u>N</u> <u>E</u>			uLi 六 = Liu uW 五 = Wu